

*Ashley Norton*



**SOLID BRASS**



## SOLID BRASS FINISHES



**Satin Nickel  
(GSN)**



**Polished Chrome  
(PCH)**



**Polished Nickel  
(PNI)  
Living Finish**



**Oil Rubbed Bronze  
(DOR)  
Living Finish**



**Satin Brass  
(MSB)**

Ashley Norton's Solid Brass cabinet hardware is forged to ensure exceptional finish quality and product durability. Solid Brass cabinet knobs and pulls are available in five finishes. Oil rubbed bronze and polished nickel are dynamic. These 'living' finishes will take on unique hues as age, climate and touch work their charm, creating an ever-changing patina.



# SOLID BRASS CUP PULLS




ITEM	LENGTH	CTC	HEIGHT	PROJECTION
MT2700-057	3 1/4"	2 1/4"	1 3/8"	3/4"

Concealed Fixing



ITEM	LENGTH	HEIGHT	PROJECTION
MT1700-000	3 3/4"	1 3/4"	3/4"

Face Fixing








ITEM	LENGTH	CTC	HEIGHT	PROJECTION
MT2766-096	5 5/8"	3" or 3 3/4"	1 5/8"	7/8"
MT2766-152	8 3/4"	6" or 7"	1 5/8"	7/8"








ITEM	DIA.	BASE	PROJECTION
MT3990-032	1 1/4"	5/8"	1 1/8"
MT3990-038	1 1/2"	5/8"	1 1/4"

# SOLID BRASS CABINET KNOBS








				
<b>ITEM</b>	<b>DIA.</b>	<b>BASE</b>	<b>PROJECTION</b>	
MT4545-032	1 1/4"	5/8"	1 1/8"	








				
<b>ITEM</b>	<b>DIA.</b>	<b>BASE</b>	<b>PROJECTION</b>	
MT4547-032	1 1/4"	1/2"	1 1/4"	








				
<b>ITEM</b>	<b>DIA.</b>	<b>BASE</b>	<b>PROJECTION</b>	
MT4549-032	1 1/4"	5/8"	1 1/8"	



				
<b>ITEM</b>	<b>SIZE</b>	<b>BASE</b>	<b>PROJECTION</b>	
MT0333-032	1 1/4"	1 1/4"	1 1/8"	



				
<b>ITEM</b>	<b>DIA.</b>	<b>BASE</b>	<b>PROJECTION</b>	
MT3624-032	1 1/4"	5/8"	1"	
MT3624-038	1 1/2"	7/8"	1"	


# SOLID BRASS CABINET KNOBS




ITEM	DIA.	BASE	PROJECTION
MT2238-032	1 1/4"	5/8"	1 3/8"




ITEM	DIA.	BASE	PROJECTION
MT3985-032	1 1/4"	5/8"	1 1/4"
MT3985-038	1 1/2"	5/8"	1 1/4"



ITEM	LENGTH	WIDTH	BASE	PROJECTION
MT2234-035	1 3/8"	1/2"	1/2"	1 1/4"



ITEM	LENGTH	WIDTH	BASE	PROJECTION
MT2232-035	1 3/8"	7/8"	5/8" X 3/4"	1 1/2"



ITEM	DIA.	BASE	PROJECTION
MT3672-032	1 1/4"	5/8"	1"



# SOLID BRASS CABINET KNOBS



ITEM	DIA.	BASE	PROJECTION
MT0117-032	1 1/4"	5/8"	1 1/4"
MT0117-038	1 1/2"	5/8"	1 1/4"



ITEM	DIA.	BASE	PROJECTION
MT0118-032	1 1/4"	5/8"	1 1/8"
MT0118-038	1 1/2"	5/8"	1 1/4"



ITEM	DIA.	BASE	PROJECTION
MT0114-032	1 1/4"	1 1/4"	1 3/8"
MT0114-038	1 1/2"	1 1/2"	1 1/2"



ITEM	DIA.	BASE	PROJECTION
MT0113-032	1 1/4"	1 1/4"	1 3/8"
MT0113-038	1 1/2"	1 1/2"	1 5/8"

## SOLID BRASS CABINET KNOBS



ITEM	DIA.	BASE	PROJECTION
MT0974-032	1 1/4"	5/8"	1 5/8"



ITEM	DIA.	BASE	PROJECTION
MT0973-032	1 1/4"	1 1/4"	1 3/4"

## CABINET KNOB BACKPLATES



**MT42FL-163**  
6 1/2" x 1 3/8"



**MT420V-063**  
2 1/2" x 1 3/8"



**MT42SQ-063**  
2 1/2" x 1 1/2"




**MT42SR-063**  
2 1/2" x 1 1/2"




**MT42MS-038**  
1 1/2" x 1 1/2"



# SOLID BRASS CABINET PULLS




ITEM	LENGTH	CTC	PROJECTION	THICKNESS
MT0376-096	5"	3 3/4"	1 1/4"	3/8"
MT0376-152	7 1/8"	6"	1 1/4"	3/8"
MT0376-203	9 1/8"	8"	1 1/4"	1/2"



ITEM	LENGTH	CTC	PROJECTION	WIDTH
MT0334-096	4 1/2"	3 3/4"	1 3/8"	1"
MT0334-152	6 5/8"	6"	1 3/8"	1"
MT0334-203	8 5/8"	8"	1 3/8"	1"
MT0334-254	10 5/8"	10"	1 3/8"	1"



ITEM	LENGTH	CTC	PROJECTION	THICKNESS
MT1090-086	4 1/8"	3 3/8"	1 1/8"	3/8"
MT1090-132	6 1/8"	5 3/16"	1 3/8"	3/8"



ITEM	LENGTH	CTC	PROJECTION	WIDTH
MT0312-101	4 5/8"	4"	1 5/8"	5/8"
MT0312-152	6 5/8"	6"	1 5/8"	5/8"
MT0312-203	8 5/8"	8"	1 5/8"	5/8"
MT0312-254	10 5/8"	10"	1 5/8"	5/8"

# SOLID BRASS CABINET PULLS



ITEM	LENGTH	CTC	PROJECTION	WIDTH
MT7854-096	5 <sup>7</sup> / <sub>8</sub> "	3 <sup>3</sup> / <sub>4</sub> "	1 <sup>1</sup> / <sub>8</sub> "	<sup>3</sup> / <sub>8</sub> "
MT7854-152	7 <sup>7</sup> / <sub>8</sub> "	6"	1 <sup>1</sup> / <sub>8</sub> "	<sup>3</sup> / <sub>8</sub> "
MT7854-203	9 <sup>7</sup> / <sub>8</sub> "	8"	1 <sup>1</sup> / <sub>8</sub> "	<sup>3</sup> / <sub>8</sub> "



ITEM	LENGTH	CTC	PROJECTION	WIDTH
MT0345-096	4 <sup>1</sup> / <sub>2</sub> "	3 <sup>3</sup> / <sub>4</sub> "	1 <sup>3</sup> / <sub>8</sub> "	<sup>3</sup> / <sub>8</sub> "
MT0345-152	6 <sup>3</sup> / <sub>4</sub> "	6"	1 <sup>3</sup> / <sub>8</sub> "	<sup>3</sup> / <sub>8</sub> "
MT0345-203	8 <sup>3</sup> / <sub>4</sub> "	8"	1 <sup>3</sup> / <sub>8</sub> "	<sup>3</sup> / <sub>8</sub> "




ITEM	LENGTH	CTC	PROJECTION	WIDTH
MT0337-096	4 <sup>1</sup> / <sub>2</sub> "	3 <sup>3</sup> / <sub>4</sub> "	1 <sup>3</sup> / <sub>8</sub> "	<sup>3</sup> / <sub>8</sub> "
MT0337-152	6 <sup>3</sup> / <sub>4</sub> "	6"	1 <sup>3</sup> / <sub>8</sub> "	<sup>3</sup> / <sub>8</sub> "
MT0337-203	8 <sup>3</sup> / <sub>4</sub> "	8"	1 <sup>3</sup> / <sub>8</sub> "	<sup>3</sup> / <sub>8</sub> "
MT0337-252	10 <sup>3</sup> / <sub>4</sub> "	10"	1 <sup>3</sup> / <sub>8</sub> "	<sup>3</sup> / <sub>8</sub> "




ITEM	LENGTH	CTC	PROJECTION	WIDTH
MT2232-096	4 <sup>3</sup> / <sub>8</sub> "	3 <sup>3</sup> / <sub>4</sub> "	1 <sup>3</sup> / <sub>8</sub> "	1"
MT2232-152	6 <sup>5</sup> / <sub>8</sub> "	6"	1 <sup>3</sup> / <sub>8</sub> "	1"
MT2232-203	8 <sup>5</sup> / <sub>8</sub> "	8"	1 <sup>3</sup> / <sub>8</sub> "	1"


# SOLID BRASS CABINET PULLS



ITEM	LENGTH	CTC	PROJECTION	THICKNESS
MT4370-096	4 3/4"	3 3/4"	1 1/2"	1"
MT4370-152	7"	6"	1 1/2"	1"
MT4370-203	9"	8"	1 1/2"	1"
MT4370-254	11"	10"	1 1/2"	1"



ITEM	LENGTH	CTC	PROJECTION	THICKNESS
MT0361-102	6 1/2"	4"	1 1/4"	1/2"
MT0361-152	8 1/2"	6"	1 1/4"	1/2"
MT0361-203	10 1/2"	8"	1 1/4"	1/2"



ITEM	LENGTH	CTC	PROJECTION	WIDTH
MT4520-102	4 3/8"	4"	1 1/8"	3/4"
MT4520-152	6 1/4"	6"	1 1/8"	3/4"
MT4520-203	8 1/4"	8"	1 1/8"	3/4"



ITEM	LENGTH	CTC	PROJECTION	THICKNESS
MT7210-076	3 7/8"	3"	1 1/4"	5/8"
MT7210-152	6 7/8"	6"	1 3/8"	3/4"
MT7210-203	9"	8"	1 3/8"	3/4"


# SOLID BRASS CABINET PULLS




ITEM	LENGTH	CTC	PROJECTION	THICKNESS
MT2155-089	3 3/4"	3 1/2"	1 1/4"	5/16"
MT2155-152	6 1/4"	6"	1 1/4"	5/16"



ITEM	LENGTH	CTC	PROJECTION	WIDTH
MT1800-089	3 7/8"	3 1/2"	1 1/4"	1/2"
MT1800-152	6 3/8"	6"	1 1/4"	1/2"
MT1800-203	8 1/4"	8"	1 1/4"	1/2"



ITEM	SIZE
MT6311-050	2" x 2"



ITEM	DIA.
MT6321-050	2"

# SOLID BRASS APPLIANCE PULLS



**V1334 Deco Pull**

ITEM	BACK TO BACK PAIR	CTC	OVERALL LENGTH	WIDTH	PROJECTION
V1334.11	V1334.11-BTB	11"	12"	1 ¼"	2"
V1334.17	V1334.17-BTB	17"	18"	1 ¼"	2"



**V1450 Apollo Pull**

ITEM	BACK TO BACK PAIR	CTC	OVERALL LENGTH	HANDLE SIZE	PROJECTION
V1450.12	V1450.12-BTB	11"	12 ¼"	1" x ½"	2 ¼"
V1450.18	V1450.18-BTB	17"	18 ¼"	1" x ½"	2 ¼"



**V1390 Urban Pull**

ITEM	BACK TO BACK PAIR	CTC	OVERALL LENGTH	HANDLE SIZE	PROJECTION
V1390.12	V1390.12-BTB	11"	12"	1" x ¾"	2 ⅛"
V1390.18	V1390.18-BTB	17"	18"	1" x ¾"	2 ⅛"



**V1376 Traditional Pull**

Back to back fixing not available

ITEM	CTC	OVERALL LENGTH	DIA.	PROJECTION
V1376.12	11"	13"	1"	2 ½"
V1376.18	17"	19"	1"	2 ½"